

Artikel Baiq Fatmawati

by Baiq Fatmawati

Submission date: 02-Jan-2021 09:37AM (UTC+0700)

Submission ID: 1482427583

File name: Artikel_BAIQ_Fatmawati_dkk.docx (508.62K)

Word count: 4957

Character count: 28657



Assessing Visual Spatial Intelligence on Biology Content

**Baiq Fatmawati*¹, Nuryani Rustaman², Purwati Kuswarini
Suprpto³**

¹Biology Education Department, Universitas Hamzanwadi, Selong, Indonesia

²Biology Education Department, UPI Bandung, Indonesia

³Biology Education Department, Siliwangi University, Tasik Malaya, Indonesia

*Corresponding Author: baiq.fatmawati@hamzanwadi.ac.id.

DOI: 10.24815/jpsi.vvix.xxxxx

Article History:

Received: xxxxxxxxxxxx

Revised: xxxxxxxxxxxx

Accepted: xxxxxxxxxxxx

Published: xxxxxxxxxxxx

37

Abstrak: Salah satu penilaian dalam proses pembelajaran adalah penilaian keterampilan, menggambar merupakan salah komponen standar kompetensi lulusan dalam kurikulum 2013. Namun, guru-guru jarang melakukan penilaian tersebut pada saat proses pembelajaran misalnya pada setelah praktikum mikroskopis pada materi yang abstrak seperti mata pelajaran biologi. Tujuan penelitian ini adalah menilai kecerdasan visual spasial dan pemahaman konsep siswa pada materi sel tumbuhan dan jaringan tumbuhan,. Partisipan adalah siswa-siswi SMA NW Pancor kelas XI IPA yang berjumlah 20 orang. Pengumpulan data menggunakan lembar kerja siswa. Analisa data dengan deskriptif kualitatif. Hasil dari penelitian ini yaitu Kecerdasan visual spasial siswa sudah tampak disaat guru meminta siswa untuk menggambar 2D sel dan jaringan tumbuhan sebelum memulai ke materi inti, namun tidak mirip seperti aslinya. Ada perbedaan perolehan skor pada materi sel dan jaringan tumbuhan, ini membuktikan bahwa untuk membantu ingatan siswa-siswa dalam membuat gambar 2D dan pemahaman konsep diperlukan media yang kontekstual seperti dengan menunjukkan benda nyata dan atau bisa juga dengan melakukan praktikum. Simpulan yang bisa diutarakan adalah guru bisa melakukan identifikasi awal tentang kecerdasan visual spasial siswa, penilaian kecerdasan visual siswa dilakukan dengan cara melihat kemiripan gambar yang dibuat dengan aslinya, dari gambar yang dibuat bisa dilihat penguasaan konsep materi yang diajarkan.

Kata Kunci: visual spasial, penguasaan konsep, sel tumbuhan, jaringan tumbuhan

Abstract. One of the assessments in the learning processes is assessment of skills, the drawing is one of the competency components standard of graduation in 2013 curriculum. However, teachers rarely do this assessment during the learning process instead microscopic practicum on abstract material including biology subjects. The research aim is to assess students' spatial visual intelligence on plant cell material and plant tissues, find out understanding concepts and student responses to apply spatial visual learning. The participants were 20 students SMA NW Pancor. Data collection used was students' worksheets, and questionnaires. The data analysis was qualitative descriptive. The findings, spatial visual intelligence was seen when the teacher asked students to draw 2D cells and plant tissues before began to the core material, but did not appropriate with its' original design. There are differences in the acquisition of scores on plant cell and tissue material, this proves that to help students' memory in making 2D images and understanding concepts, contextual media is needed such as by showing real objects and or it can also be done practicum. Therefore, the teacher can identify early about assessing the spatial visual competence, it was done by looking at the similarity of images made to the original, from the images made can be seen the students' concepts mastery of the material being taught.

Keywords: visual spatial, concepts mastery, plant cells, plant tissu

INTRODUCTION

The implementation of the 2013 curriculum in the schools requires the use of constructivist learning strategies in the learning process. Therefore, the teacher certainly designs learning that can train the way of students' thinking, especially high-level thinking and training of intelligence possessed by students (Lufri & Yogica, 2018). Mummah, et al., (2016) argues the current education system aims at designing learning and assessment creatively then effectively using an interdisciplinary approach. So that children have the same opportunity to hone their intelligences through the experiences and opportunities provided. Because through education, individual potential can be transformed into competencies that reflect the ability and skills of individuals in carrying out their duties or work (Apriana, et al., 2019). Green & Batool (2017), there are three domains assessed in each learning for all subjects namely the attitude domain, the skill domain and the cognitive domain. However, teachers tend to only assess the cognitive domain; the domain of skill is rarely assessed, especially learning for material that is abstract. Whereas in the standard competency of graduates has been determined for the domain of skill, the abstract element can be done by reading, writing, calculating, drawing, and composing using certain strategies. (Simplicio, 2019) states Educators must realize that using components of an effective strategy independently does not guarantee student success.

Each individual has a different intelligence, intelligence that has been owned needs to be developed in learning. Children have different abilities and intelligence developments and it can be developed through various daily activities, formally and informally (Pritchard, 2017). However, the development process is certainly influenced by internal factors (genes and families) and external factors (social environment) (Fatimah et al., 2020). Therefore, the children have a level of intelligence and at an adequate level because each intelligence has a time of appearance and development (Dweck & Bempechat, 2017).

According to (Hayati, 2018), Intelligence is the ability to have three components, namely the ability to solve problems, to produce new problems, and to create things. Gardner provides various ways to divide the abilities possessed by humans by grouping their abilities into eight comprehensive intelligences including Linguistics, logical mathematics, spatial, kinesthetic, music, interpersonal, intrapersonal, and naturalist (Shearer & Karanian, 2017). The eight intelligences are known as multiple intelligence or advanced intelligence. (Sternberg, 2018) defines multiple intelligence as the skills and talents a person has to solve problems in learning. By understanding the concept of multiple intelligences, at least the educator is wiser in seeing individual differences in class and making them feel more accepted in the school environment (Sullivan & Puntambekar, 2019). The ability to develop multiple intelligence of students can be trained in learning, of course, adapted to the appropriate material (Wongthongtham et al., 2018). Gani et.al. (2017) in the learning process, the teacher tries the best way to teach all science content, but something is missed such as visualizing abstract scientific concepts to the students (Ryoo & Bedell, 2017). The statement was recognized by one of the biology subject teachers of High School at *NW Pancor* that the teacher was not yet familiar with the term multiple intelligence, but also did not really master learning strategies, especially in abstract biology material. This has become one of the causes of lack motivation, and lack of student focus in receiving subject matter so that it has an impact on student learning outcomes. (Andrews et al., 2019) that the problem is often experienced by teachers that students does not focus on capturing facts, and biological concepts so that interest in learning is lost and the lack of experience in learning biology.

In biology subject of high school, some of materials are abstract to be taught, microscopic observations are needed to clarify the understanding of students material. Usually, if students conducted microscopic observations, the teacher asked students to draw the results of their observations. However, the drawings made by students were not appropriate with the preparations observed, whereas the teacher can identify students' spatial visual abilities. Visual spatial is one type of multiple intelligence, this type of

intelligence is generally learned in certain fields as conducted by previous researchers namely (Şener & Çokçalışkan, 2018) examining spatial visual intelligence in dyslexic people who have deficits of attention to the difficulties in coding letter position. (Cho, 2017) An investigation of design studio performance in relation to creativity, spatial ability, and visual cognitive style. (Hronsky & Kreuzer, 2019) state that Applying spatial prospectivity mapping to exploration targeting: fundamental practical issues and suggested solutions for the future. (Mammarella et al., n.d.) reviewed a population's numerical ability that presents atypical visual spatial processes: individuals with blindness, hem neglect, children who have low visual spatial abilities, non-verbal learning disorders or Williams syndrome. (Thuneberg et al., 2018) observed How creativity, autonomy and visual reasoning contribute to cognitive learning in a STEAM hands-on inquiry-based math module. (Özer & Göksun, 2020) investigated Visual-spatial and verbal abilities differentially affect processing of gestural vs. spoken expressions. (Ben-Eliyahu et al., 2018) Investigating the multidimensionality of engagement: Affective, behavioral, and cognitive engagement across science activities and contexts. (Leblebçiođlu, 2012) An Investigation of the relationship between working memory capacity and verbal and mathematical achievement. (Sudatha et al., 2018) the effect of visualization type and student spatial abilities on learning achievement. Based on some of the previous research findings, the researcher wants to apply visual spatial in learning process, while the research questions asked are; 1) how to assess students' visual spatial abilities, 2) whether students can understand the concept using visual spatial, and 3) what are the students' responses to this spatial visual learning?

Methods

This research was pre-experiment with a pre-test and post-test design because there is no control group in the treatment, data collection was conducted twice were the meeting on 31 July 2019 and 14 August 2019. Each meeting was held a pretest to know prior knowledge visual spatial ability students and after that a posttest was held. The first meeting is about plant cells and the second meeting is about plant tissue. There were 20 respondents of High School. Data collection used was students' worksheets (see picture 1). Students' visual spatial assessment and concepts mastery were adopted from research conducted by (Fatmawati, 2019). Data analysis techniques use the formula and the criteria from Hake (Savinainen & Scott, 2002) and the results obtained were qualitative descriptive. Here's the formula from Hake.

$$g = \frac{(s_{post} - s_{pre})}{(s_{max} - s_{pre})}$$

Ket: g = increase score
 S_{post} = final test score
 S_{pre} = initial test score
 S_{max} = maximum score

Based on the results of the Gain score obtained then it was categorized into the criteria below:

No.	Score Gain	Category
1.	$g < 0.3$	Low
2.	$0.3 \leq g \leq 0.7$	Medium
3.	$g > 0.7$	High

Results and Discussion

In the classroom, before the learning process conducted, students already bring a variety of knowledge gained from experience both from reading results, seeing what happens during socializing, and interacting with their environment, as expressed by (van Aalderen-Smeets & van der Molen, 2018) someone can become smarter through experience. The experiences brought to class by students can be in the form of facts, beliefs, assumptions, perceptions, and skills. In learning known as initial knowledge and this initial knowledge was constructed during learning by the teacher.

Before starting the lesson, the teacher can identify the students' knowledge in order to find out their abilities or intelligence. In this process, the results of the identification can be used to determine the learning strategy to be used, and then adjusted to the material. The initial identification process of students' knowledge can also be conducted in biology subjects, because some of the materials were abstract, the teacher needed an analogy so that students were provoked into learning. However, in the learning process, these materials sometimes require microscopic observations so students can understand the results of microscopic observations obtained need to be poured into the form of images. The ability to draw is one of the intelligence that were in individuals and was part of the eight intelligences put forward by Gardner, namely spatial visual intelligence. To find out the spatial visual intelligence of students' biology material, the teacher can identify early by giving an analogy then directing students to make sketches or drawings, the goal is that students can pour their imagination into the form of images. (Cabeen et al., 2017) states that spatial in science includes drawing new discoveries that showed all the parts that work, assessments by assessing the images made. Then to teach spatial learning can be through seeing, drawing, watching, coloring, and making mind maps.

Based on these theories, researchers conducted visual spatial learning on plant material and plant tissue, assessments were conducted by looking at the similarity of images made to the original, and concepts mastery based on the images made. Spatial visualization involved mental information-based spatial information on objects and is assessed through intrinsic-dynamic skills (Zwartjes et al., 2017) In addition, the students having intrinsic-dynamic skills, visual-spatial learning had special characteristics such as discovering new patterns resulting from his imagination but did not change the essence of the material being studied, as stated by (Kurniati et al., 2018) that visual-spatial intelligence consists of 4 characteristics, namely imagination, conceptualization, problem solving and pattern determination.

The following describes the process of visual spatial learning and assessment. First meeting of cell matter; before learning began the teacher asked students about cells, and they knew but didn't know its form yet. So, the teacher asked the students to draw pictures about cells. To help students' memories, the teacher gave an analogy about the shape of the cell using egg, then students were asked to draw and generally students draw plant organs similar to the original such as trees, leaves, and stem, for example can be seen in figure 1. This analogy is needed to help recall students' memories so that they can solve a given problem. (Collins et al., 2017) argues that working memory is assumed to ensure the availability of information learned previously as integrated information to solve the problem. After discussing cell material both and making observations, students were asked return to draw cell shapes. However, students drew more observations that had been made (see figure 2).

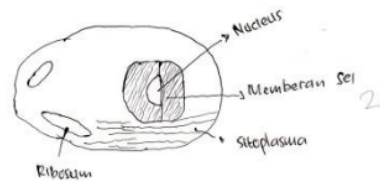


Figure 1. Cell Figure made analogically by the students

Nama : Emil-ganti
Kelas : XI IPA

3

1. Sel Hewan



2. Sel Tumbuhan

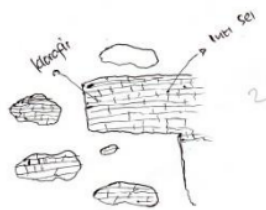


Figure 2. Cell figure made students after visual spatial learning

The second meeting discussed the plant tissue; the teacher asked the students again to draw a form of plant tissue including roots, stems and leaves. To stimulate the imagination of students, this time the students were given the real object of the corn plant with the aim that students more easily make a picture of plant tissue (see figure 3, look for the results of student drawings). Observing real objects was one way to accommodate children's visual intelligence, so that children can actualize themselves and developed their abilities, and understand concepts easily Johnson (2019). This is one of the advantages for learning because it can train students' memory in remembering abstract objects. According to Hindal (2014) one of the advantages of applying visual spatial learning is that students have strong memory, see things holistically, and answer questions easily.

Visual spatial intelligence was one of intelligence in understanding phenomena. Biologically, according to (Collins et al., 2017), the human visual system starts in the retina and then continues to the lateral geniculate core and then to the extra striate cortex. Whereas (Collins et al., 2017) stated in terms of children's mental processes, that what happens during spatial thinking is that students analyze and draw conclusions from spatial relationships. However, modern theorists believe that spatial ability is influenced by natural

and nurturing factors (Rubenstein et al., 2018). With this spatial ability, it is expected that students' creativity in drawing will arise, as suggested by (Herrera et al., 2019) that spatial ability has a unique role in the development of creativity. Next, on the students network material were asked return to draw a network shape and it turns out students draw more observations such as in cell material (see figure 4, look for the results of students' drawings). The results of microscopic observations on biology material needed to be represented so that the shape and appearance of the object of observation can be understood, so that other people who see also know. (Song et al., 2018) argued that in the development of biology, spatial representation became an important dimension in the branch of biology, moreover by using 3D and 4D representations to support/facilitate understanding of phenomena. Likewise with (Reilly et al., 2017) the relationship between spatial ability and biology, there are 2 ways namely spatial ability can help learning and achievement of biology, but the knowledge and skills of biological practicum can improve spatial ability.





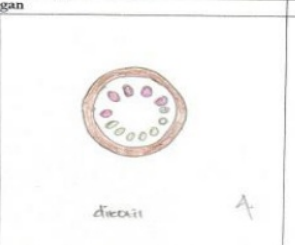
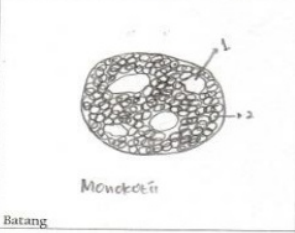


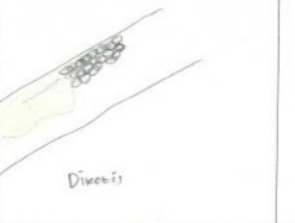
Figure 3. The Figure of Plant Cell Made by the Students Observation Based

LEMBAR DISKUSI
Menggambar 2D Jaringan Tumbuhan

Petunjuk

1. Gambar bentuk jaringan akar, batang, dan daun berdasarkan sepengetahuan/hasil pengamatan yang telah kalian peroleh selama mempelajari tentang jaringan tumbuhan
2. Waktu 30 menit

3

Jaringan tumbuhan		Keterangan
Jaringan		
Akar	 <p>Monokotil</p>	 <p>Dikotil</p>
Batang	 <p>Monokotil</p>	 <p>Dikotil</p>
Daun	 <p>Monokotil</p>	 <p>Dikotil</p>

1. Persebaran Angkasa
2. Jaringan Penghubung dari akar ke daun.

Nama: Emma Wati

Figure 4. The Figure of Plant Cell Made by the Students after visual spatial learning

Spatial skills can be used to distinguish shapes and colors of abstract objects, expressed in the form of image patterns, and it was one form of the representation. Spatial learning provides an overview of the representation of the object imagined and the results can be different. (Bau et al., 2017) explained the use of representations that the certain representations can explain the uniqueness of different representations. Based on the results of drawings made by students, it seems that students did need real objects to help their imagination draw so that the results obtained were as close to the original as possible. (Hawes et al., 2017) his research and concluded that children have intrinsic-dynamic skills which are skills in spatial thinking by means of students being given a small set of models to change by rearranging, cutting, folding in making their findings. According to (Gani et al., 2017), visual-spatial intelligence is a skill to capture visual space appropriately. By the existence of real objects, students' spatial ability develops during the learning process. Like Piaget & Inhelder's theory in (González et.al, 2017) Individual spatial abilities develop in 3 stages, namely: 1) children acquire two-dimensional abilities and learn the relationships between objects; 2) children learn to manage the training orientation of three-dimensional

objects and rotational abilities; 3) individuals learn to connect space in the form of two dimensions and three dimensions by remembering, identifying and controlling concepts. A good educator is able to detect the intelligence of children by observing the behavior, tendencies, interests, ways and quality of children when reacting to a given stimulus.

For the assessment of concepts mastery was done by assessing the images made by the aim at finding out the increase in concepts mastery of the material being taught (see figure 5) by this visual spatial learning. Students learned when they were able to gain between new concepts with knowledge or concepts they already knew. The differences in the way of the learning process and integrate new information can find the differences in memorizing, thinking, applying, and creating new knowledge. So that this gave students the profile of the abilities possessed, especially visual spatial abilities. Altiner & Dogan (2018) states that visual thinking profile plays an important role in the ability of spatial reasoning and student problem solving performance.

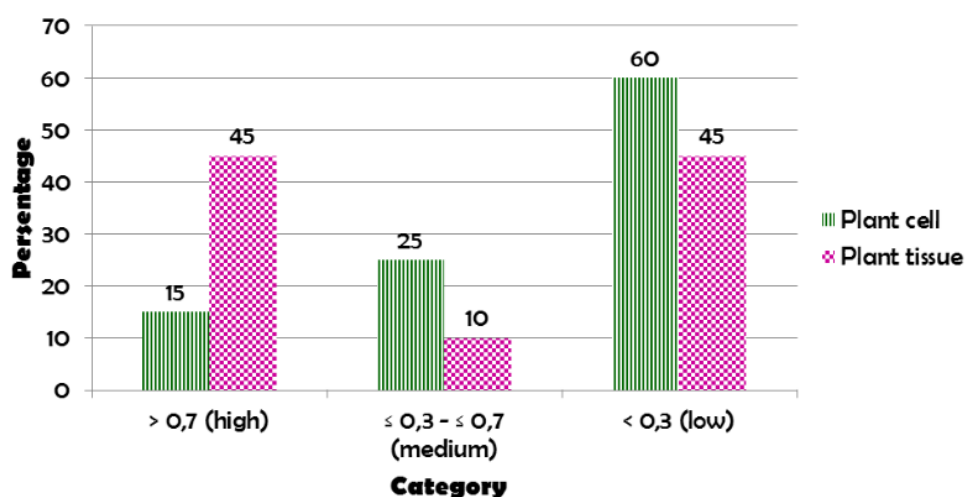


Figure 5. The increasing of concepts mastery using visual partial learning of biology.

Based on the results of figure five for the mastery concept, it can be seen that there are differences in the acquisition of scores on plant cell and tissue material, this proves that to help students' memory in making 2D images and understanding concepts, contextual media is needed such as by showing real objects and or it can also be done by doing practicum. The same finding was stated by (Gani et al., 2017) several researchers related to spatial visual learning in biology learning spatial ability facilitates learning and achievement of biology from textual and visual content. Fiantika et al., (2018) improving spatial ability can be achieved by changing one representation to another such as 2D representation into concrete 3D. (Winarti et al., 2019) Students had visual spatial intelligence from the beginning of learning but the intelligence needed to be sharpened, trained, and developed in the learning process because this intelligence involved the students' hands on and minds on. Suryawati & Osman (2017) states using appropriate techniques with the material so that students have the opportunity to interact so that optimal learning achievement was obtained.

Learning experience was experienced by students through a learning process that had been implemented, the experience gained naturally varies such as concentration of

learning, obtaining new information from other friends, dare to argue, curiosity, comfort in learning, increased understanding of material, and high motivation. The students' experiences certainly cannot be separated from the learning strategies used by teachers in the classroom, one of them with this visual spatial learning. Learning experiences through spatial visuals got positive responses from students, data was taken by filling in a number of questions given to students after completion of learning (see figure 6).

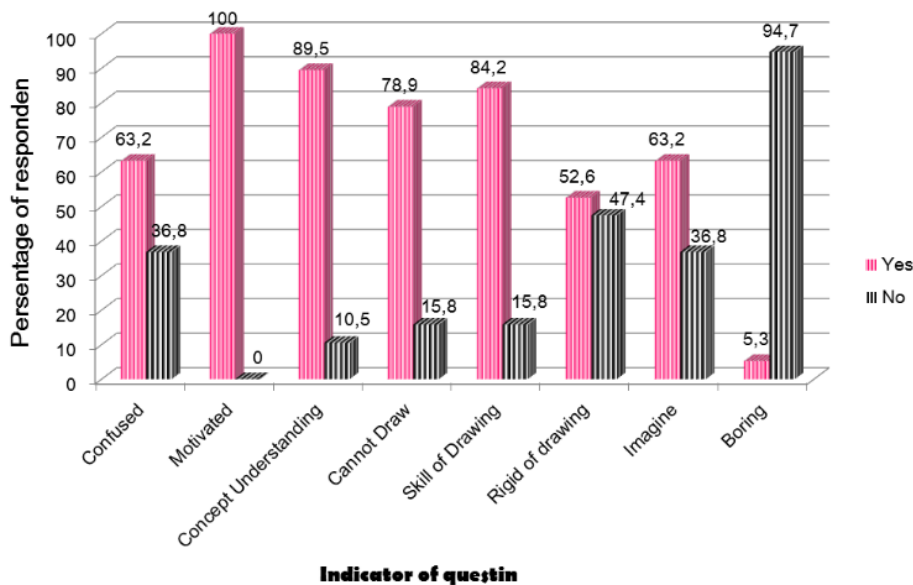


Figure 6. Students' responds to the visual partial learning on biology subject.

Seen from graph 02 data, the average respondent responded positively to the learning that had been experienced. According to students, the applied visual spatial learning was not boring, they were motivated in learning because they were given the freedom to express their drawing ideas, they felt their drawing skills began to increase and were no longer rigid, and helped understanding the concept of biological material. In applying this visual learning, it was better for educators to recognize the students' intelligence so that educators knew what to do in the class so that there was no learning tension, students feel motivated and enthusiastic in learning because visual spatial learning required a relaxed atmosphere while still paying attention to learning ethics. (Pangrazi & Beighle, 2019) suggested about the application of visual spatial learning, so that the optimal educator needs to reduce pressure and provide a positive atmosphere so that children enjoy the process.

Spatial orientation develops with (Pangrazi & Beighle, 2019), therefore spatial visual skills need to be taught from an early age because visual spatial is one of the learning methods that teaches the ability or training of students' skills especially in the field of biology, by spatial thinking students can explore the imagination supported by concrete objects around it. (Metoyer & Bednarz, 2017) suggested that spatial thinking as a life skill can be learned in formal education and can be improved through appropriate technology and curriculum. Therefore, in the learning process it is necessary to plan before so that the classroom atmosphere is more conducive, and enjoy so it can create learning by doing.

Conclusion

The teacher can identify the beginning of students' visual spatial intelligence and the assessment was done by looking at the similarity of the image made to the original, from the pictures made can also be seen the concepts mastery of the material being taught. From the results of the image assessment made by students, it was found that students already had visual spatial intelligence but need to be trained and developed through learning, with this visual spatial learning the students' concepts mastery also helps students' understanding of this matter as seen from the results on plant cell material; low score category 60, average 25, high 15., animal cell material low 55, average 10, high 35., plant tissue material low 45, average 10, high 45. Visual spatial learning applied can provide fun learning such as high motivation in the next lesson, understanding of the concept was quite increased, students felt their drawing skills were increasingly trained, and can increase students' imagination in drawing abstract material

References

- 17 Andrews, T. C., Auerbach, A. J. J., & Grant, E. F. 2019. Exploring the Relationship between Teacher Knowledge and Active-Learning Implementation in Large College Biology Courses. *CBE—Life Sciences Education*, 18(4), ar48.
- 21 Apriana, D., Kristiawan, M., & Wardiah, D. 2019. Headmaster's Competency In Preparing Vocational School Students For Entrepreneurship. *International Journal of Scientific & Technology Research*, 8(8), 1316–1330.
- 13 Bau, D., Zhou, B., Khosla, A., Oliva, A., & Torralba, A. 2017. Network dissection: Quantifying interpretability of deep visual representations. *Proceedings of the IEEE Conference on Computer Vision and Pattern Recognition*, 6541–6549.
- Ben-Eliyahu, A., Moore, D., Dorph, R., & Schunn, C. D. 2018. Investigating the multidimensionality of engagement: Affective, behavioral, and cognitive engagement across science activities and contexts. *Contemporary Educational Psychology*, 53: 87–105.
- 23 Cabeen, R. P., Bastin, M. E., & Laidlaw, D. H. 2017. A Comparative evaluation of voxel-based spatial mapping in diffusion tensor imaging. *Neuroimage*, 146, 100–112.
- 3 Cho, J. Y. 2017. An investigation of design studio performance in relation to creativity, spatial ability, and visual cognitive style. *Thinking Skills and Creativity*, 23, 67–78.
- 4 Collins, A. G. E., Albrecht, M. A., Waltz, J. A., Gold, J. M., & Frank, M. J. 2017. Interactions among working memory, reinforcement learning, and effort in value-based choice: A new paradigm and selective deficits in schizophrenia. *Biological Psychiatry*, 82(6): 431–439.
- 24 Dweck, C. S., & Bempechat, J. 2017. Children's theories of intelligence: Consequences for learning. In *Learning and motivation in the classroom* (pp. 239–256). Routledge.
- 10 Fatimah, H., Wiemik, B. M., Gorey, C., McGue, M., Iacono, W. G., & Bornovalova, M. A. 2020. Familial factors and the risk of borderline personality pathology: genetic and environmental transmission. *Psychological Medicine*, 50(8): 1327–1337.
- 19 Fiantika, F. R., Maknun, C. L., Budayasa, I. K., & Lukito, A. 2018. Analysis of students' spatial thinking in geometry: 3D object into 2D representation. *J. Phys. Conf. Ser.*, 1013, 12140.

- 8
Gani, A., Safitri, R., & Mahyana, M. 2017. Improving the Visual-Spatial Intelligence and Results of Learning of Junior High School Students' with Multiple Intelligences-Based Students Worksheet Learning on Lens Materials. *Jurnal Pendidikan IPA Indonesia*, 6(1): 1219-12.
- Green, Z. A., & Batool, S. 2017. Emotionalized learning experiences: Tapping into the affective domain. *Evaluation and Program Planning*, 62:35-48.
- Hawes, Z., Moss, J., Caswell, B., Naqvi, S., & MacKinnon, S. 2017. Enhancing children's spatial and numerical skills through a dynamic spatial approach to early geometry instruction: Effects of a 32-week intervention. *Cognition and Instruction*, 35(3):236-264.
- 16
Hayati, R. 2018. Kemampuan Kognitif Anak Kelompok B TK Rokhaniyah Muslimat NU Barabai Tahun Pelajaran 2016-2017 Dalam Mengenal Sains Melalui Metode Eksperimen. *Jurnal Penelitian Tindakan Dan Pendidikan*, 4(1).
- 20
Herrera, L. M., Pérez, J. C., & Ordóñez, S. J. 2019. Developing spatial mathematical skills through 3D tools: augmented reality, virtual environments and 3D printing. *International Journal on Interactive Design and Manufacturing (IJIDeM)*, 13(4): 1385-1399.
- 2
Hronsky, J. M. A., & Kreuzer, O. P. 2019. Applying spatial prospectivity mapping to exploration targeting: fundamental practical issues and suggested solutions for the future. *Ore Geology Reviews*, 107: 647-653.
- 9
Kumiati, D., Sunardi, T. D., Sugiarti, T., & Alfarisi, M. A. 2018. Thinking Process of Visual-Spatial Intelligence of 15-year-old Students in Solving PISA Standard Problems. *Turkish Online Journal of Education Technology*, 12(2): 686-694.
- 14
Lebledćđođlu, A. 2012. *An Investigation of the relationship between working memory capacity and verbal and mathematical achievement*. Citeseer.
- Lufri, R. F., & Yogica, R. 2018. Effectiveness of concept-based learning model, drawing and drill methods to improve student's ability to understand concepts and high-level thinking in animal development course. *Journal of Physics: Conference Series*.
- Mammarella, I. C., Caviola, S., & Dowker, A. (n.d.). *Mathematics Anxiety*.
- Metoyer, S., & Bednarz, R. 2017. Spatial thinking assists geographic thinking: Evidence from a study exploring the effects of geospatial technology. *Journal of Geography*, 116(1), 20-33.
- Mummah, S. A., Robinson, T. N., King, A. C., Gardner, C. D., & Sutton, S. 2016. IDEAS (Integrate, Design, Assess, and Share): a framework and toolkit of strategies for the development of more effective digital interventions to change health behavior. *Journal of Medical Internet Research*, 18(12):e317.
- 29
Özer, D., & Göksun, T. 2020. Visual-spatial and verbal abilities differentially affect processing of gestural vs. spoken expressions. *Language, Cognition and Neuroscience*, 35(7):896-914.
- 30
Pangrazi, R. P., & Beighle, A. 2019. *Dynamic physical education for elementary school children*. Human Kinetics Publishers.
- 35
Pritchard, A. 2017. *Ways of learning: Learning theories for the classroom*. Routledge.
- 5
Reilly, D., Neumann, D. L., & Andrews, G. 2017. Gender differences in spatial ability: Implications for STEM education and approaches to reducing the gender gap for parents and educators. In *Visual-spatial ability in STEM education* (pp. 195-224). Springer.
- 12
Rubenstein, L. D., Ridgley, L. M., Callan, G. L., Karami, S., & Ehlinger, J. 2018. How teachers perceive factors that influence creativity development: Applying a Social Cognitive Theory perspective. *Teaching and Teacher Education*, 70:100-110.

- 15
Ryoo, K., & Bedell, K. 2017. The effects of visualizations on linguistically diverse students' understanding of energy and matter in life science. *Journal of Research in Science Teaching*, 54(10):1274–1301.
- 28
Şener, S., & Çoçalışkan, A. 2018. An investigation between multiple intelligences and learning styles. *Journal of Education and Training Studies*, 6(2): 125–132.
- Shearer, C. B., & Karanian, J. M. 2017. The neuroscience of intelligence: Empirical support for the theory of multiple intelligences? *Trends in Neuroscience and Education*, 6:211–223.
- 27
Simplicio, J. S. C. 2019. Strategies to improve online student academic success and increase university persistence rates. *Education*, 139(3):173–177.
- 11
Song, K., Wang, Z., Liu, R., Chen, G., & Liu, L. 2018. Microfabrication-based three-dimensional (3-D) extracellular matrix microenvironments for cancer and other diseases. *International Journal of Molecular Sciences*, 19(4):935.
- 26
Sternberg, R. J. 2018. Speculations on the role of successful intelligence in solving contemporary world problems. *Journal of Intelligence*, 6(1): 4.
- Sudatha, G. W. I., Degeng, N. S. I., & Kamdi, W. 2018. The effect of visualization type and student spatial abilities on learning achievement. *Journal of Baltic Science Education*, 17(4): 551.
- 25
Sullivan, S., & Puntambekar, S. 2019. Learning with multiple online texts as part of scientific inquiry in the classroom. *Computers & Education*, 128:36–51.
- Suryawati, E., & Osman, K. 2017. Contextual learning: Innovative approach towards the development of students' scientific attitude and natural science performance. *Eurasia Journal of Mathematics, Science and Technology Education*, 14(1):61–76.
- Thuneberg, H. M., Salmi, H. S., & Bogner, F. X. 2018. How creativity, autonomy and visual reasoning contribute to cognitive learning in a STEAM hands-on inquiry-based math module. *Thinking Skills and Creativity*, 29:153–160.
- 7
van Aalderen-Smeets, S. I., & van der Molen, J. H. W. 2018. Modeling the relation between students' implicit beliefs about their abilities and their educational STEM choices. *International Journal of Technology and Design Education*, 28(1):1–27.
- 6
Winarti, A., Yuanita, L., & Nur, M. (2019). The Effectiveness of Multiple Intelligences Based Teaching Strategy in Enhancing the Multiple Intelligences and Science Process Skills of Junior High School Students. *Journal of Technology and Science Education*, 9(2):122–135.
- Wongthongtham, P., Chan, K. Y., Potdar, V., Abu-Salih, B., Gaikwad, S., & Jain, P. 2018. State-of-the-art ontology annotation for personalised teaching and learning and prospects for smart learning recommender based on multiple intelligence and fuzzy ontology. *International Journal of Fuzzy Systems*, 20(4):1357–1372.
- 22
Zwartjes, L., de Lazaro y Torres, M. L., Donert, K., Buzo Sanchez, I., de Miguel Gonzalez, R., & Woloszynska-Wisniewska, E. 2017. *GI Learner: Literature review on spatial thinking*.

Artikel Baiq Fatmawati

ORIGINALITY REPORT

20%

SIMILARITY INDEX

18%

INTERNET SOURCES

14%

PUBLICATIONS

15%

STUDENT PAPERS

PRIMARY SOURCES

1

www.repository.cam.ac.uk

Internet Source

1%

2

link.springer.com

Internet Source

1%

3

repository.bilkent.edu.tr

Internet Source

1%

4

onlinelibrary.wiley.com

Internet Source

1%

5

Submitted to Edge Hill University

Student Paper

1%

6

www.obsesi.or.id

Internet Source

1%

7

www.scitepress.org

Internet Source

1%

8

Submitted to Buckinghamshire Chilterns
University College

Student Paper

1%

9

Submitted to Colombo Institute of Research &

Psychology

Student Paper

1%

10

Submitted to Victoria University

Student Paper

1%

11

Submitted to University of Melbourne

Student Paper

1%

12

callej.org

Internet Source

1%

13

export.arxiv.org

Internet Source

1%

14

Submitted to Middle East Technical University

Student Paper

1%

15

Submitted to University of North Carolina -
Wilmington

Student Paper

1%

16

repository.radenintan.ac.id

Internet Source

1%

17

oibr.uga.edu

Internet Source

1%

18

scitepress.org

Internet Source

1%

19

iopscience.iop.org

Internet Source

1%

congresodeinvestigacion.tec.mx

20	Internet Source	1%
21	Submitted to Canterbury Institute of Management Student Paper	1%
22	biblio.ugent.be Internet Source	<1%
23	cabeen.io Internet Source	<1%
24	Submitted to British University In Dubai Student Paper	<1%
25	www.pedagogicalresearch.com Internet Source	<1%
26	www.human.cornell.edu Internet Source	<1%
27	Submitted to Colorado State University, Global Campus Student Paper	<1%
28	Submitted to American Sentinel University Student Paper	<1%
29	cognitiveresearchjournal.springeropen.com Internet Source	<1%
30	ejournal.upi.edu Internet Source	<1%

- | | | |
|----|--|-----|
| 31 | Juan C. Castro-Alonso, David H. Uttal. "Chapter 28 Spatial Ability for University Biology Education", Springer Science and Business Media LLC, 2019
Publication | <1% |
| 32 | m.benjamins.com
Internet Source | <1% |
| 33 | Virginie Crollen, Olivier Collignon, Marie-Pascale Noël. "Visuo-spatial processes as a domain-general factor impacting numerical development in atypical populations", Journal of Numerical Cognition, 2017
Publication | <1% |
| 34 | poltekkes-pdg.ac.id
Internet Source | <1% |
| 35 | myassignmenthelp.com
Internet Source | <1% |
| 36 | S Rambatmojo, T A Kusmayadi, R Riyadi. "Metacognition Difficulty of Students with Visual-Spatial Intelligence during Solving Open-Ended Problem", Journal of Physics: Conference Series, 2017
Publication | <1% |
| 37 | Dewi Febrianty, Risnita Risnita, Afreni Hamidah. "Pengembangan Instrumen Penilaian Kinerja Praktikum Organisasi Kehidupan Berbasis | <1% |

Konstruktivisme Kelas VII SMP", Edu-Sains:
Jurnal Pendidikan Matematika dan Ilmu
Pengetahuan Alam, 2017

Publication

38

gems.education.purdue.edu

Internet Source

<1%

39

es.scribd.com

Internet Source

<1%

40

Immanuel Yosafat Hadi Manapa, Budiyo, Sri Subanti. "Three dimensional space: Learning model effectivity of think pair share (TPS) and team assisted individualization (TAI) viewed from spatial intelligence", AIP Publishing, 2018

Publication

<1%

41

"Handbook of Research on Student Engagement", Springer Science and Business Media LLC, 2012

Publication

<1%

Exclude quotes

Off

Exclude matches

Off

Exclude bibliography

Off

Artikel Baiq Fatmawati

GRADEMARK REPORT

FINAL GRADE

/0

GENERAL COMMENTS

Instructor

PAGE 1

PAGE 2

PAGE 3

PAGE 4

PAGE 5

PAGE 6

PAGE 7

PAGE 8

PAGE 9

PAGE 10

PAGE 11

PAGE 12

PAGE 13
